

**Fox Valley Dog Training Club**

February 2012 Vol XX Issue 9



# Waggin' Tales

What Time is it?

Agility Trial Time!!!



IT'S THAT TIME AGAIN FOLKS, FOX VALLEY'S ANNUAL AGILITY TRIAL. THIS YEAR'S TRIAL WILL BE HELD AT THE SPORTS PLEX, IN ST. CHARLES ON MARCH 31ST AND APRIL 1ST. THE PREMIUM FOR THE TRIAL IS AVAILABLE ON OUR WEBSITE [WWW.FVDTC.ORG](http://WWW.FVDTC.ORG) .

TO VOLUNTEER AT THIS YEAR'S TRIAL CONTACT CATHY FLEURY AT (847) 464-5909 OR VIA E MAIL AT [agility@fvdtc.org](mailto:agility@fvdtc.org). SUBJECT LINE FOR ALL VOLUNTEER RELATED E MAILS SHOULD BE "FV AGILITY WORKER" VOLUNTEER SIGN UP IS ALSO AVAILABLE USING THE PREMIUM.



Meeting brought to order at 7:45 p.m.

Carolyn Pearson (Secretary). The December Meeting minutes were approved as published.

Ed Herdes (First Vice-President) stated that the fairgrounds are considering adding central heating and air conditioning to the building that we use to train. Ed also asked for a list of those individuals who have keys for the training building and the equipment cabinet. In response to Ed's question regarding the opening of the building for training, Will Short replied that he and Brenda Rivera usually perform that duty. It was agreed that in the event that Will or Brenda would not be available to open the building, they will contact Ed to let him know that the building needs to be opened. Carolyn stated that she will update the list of keys and provide that information to Ed.

Donna Bihner (Second Vice-President) reported that there is a one-hour Rally workshop scheduled for February 23 at 6:00 p.m. in a Novice practice ring. The workshop will review the new Rally signs and scoring that go into effect in April, 2012. Loretta Lazarra, Rick Cox and Nancy Pederson will discuss and demonstrate how the new signs should be performed and how the scoring will change. Donna stated that the Rally class at 7:00 p.m. is already incorporating the new signs into the weekly practice. Donna created a handout describing the new signs and scoring to be provided to the workshop participants, distributed in the Rally class and will be published in the Waggin Tales.

Dana Weller (Treasurer) distributed the December, 2011 financial report. Dana announced that once again Ingrid Weihe is preparing and filing the club's tax forms. Dana stated that the purchase of the new mats for training was a large expense. In response to Dana's question about the Waggin' Tales being another large expense, Dave stated that approximately 50% of our club members receive the Waggin' Tales electronically and the other 50% received a paper copy sent through the mail.

Joan Mazat (Director of Training) stated that Beginner's instructor, Kristen Anderson, would be taking a break from teaching the 8:00 p.m. class for several sessions. Joan is currently awaiting responses to two instructors to determine whether they would be interested in teaching the 8:00 p.m. class. Additionally, Joan announced that she is expecting a baby mid-August. She will continue to teach the 7:00 p.m. Puppy class with Christine as long as she is able, but new instructors (primary and assistant) will be needed in the future. Joan also stated that she continues to have a very difficult time obtaining substitutes for instructors. This is an issue that has been a problem and we are seeking ways to encourage club members to become instructors. Joan will continue to identify incentives for instructors and to identify the budgeting necessary. Several ideas that she has explored include hosting an instructor-only workshop that included a meeting and some training time. The club currently has a policy to reimburse instructors for 50% of the cost of a seminar, to a maximum of \$100.00 annually.

Dana re-confirmed that she worked through the reduction of the maximum class size and the building rent would still be covered by the fees generated from our Puppy and Beginner's classes. It was also suggested that we increase the cost of our classes to be a little more in line with other training facilities.

The following current fees have been in effect since June 1, 2006

- \$75.00 for a non-member to attend the Puppy class
- \$90.00 for a non-member to attend the Beginner's class.

Donna Bihner made a motion to charge non-members a fee of \$95.00 per session for the Puppy and Beginner's classes, effective May 31, 2012. Will Short seconded the motion. The motion passed by all members present, with no one opposed or abstaining.

Additionally, Terri announced that she and Nancy Pederson have been discussing ways of encouraging club members to join the world of 'titled' dogs. Terri stated that they will begin by approaching the students in the Ring Ready class during the class time to promote earning Rally and/or Obedience titles. During the discussion, it was also suggested that we host workshops throughout the year that would introduce club members to the different levels of training/titles and how to begin to train for that level. It was agreed that the workshop should include ALL levels of training, from Novice through Utility. Joan stated that she will work on this concept and start the process.

Terri also read the following from Nancy Pederson, Class Registrar, regarding the suggestion that the club consider hosting a Beginner's Class at 6:00 p.m.

For the past several years, we have had difficulty getting interest in the 9:00 p.m. Beginner class time slot. Enrollment in this time slot is very low during the winter. Comments include: "I have to get up early for work", "it is too late for my children to come with me", "my dog goes to bed before 9:00 p.m.", "I don't like to be out driving that late at night", etc. I personally would never sign up for the 9:00 p.m. class. So, I completely understand why it can be a difficult sell. With that said, when trying to convince a possible new student to enroll in the 9:00 p.m. class, I use the arguments, "there are fewer dogs in the building—less distractions, and the smaller class size allows you to receive more attention from the instructor; but not many buy into those arguments. They just do not want to be out past 10:30 p.m. on a week night.

We have had to cancel the 9:00 p.m. time slot several times due to no interest at all, or not enough students to make a decent class size. Thus, there is less income from that time slot. So, we are currently losing money from the 9:00 p.m. time slot.

I would like to see FVDTC offer a 6:00 p.m. Beginner class on a trial basis from the session following the end of 4-H through the end of 2012 to see if there is more interest in this earlier time slot. It would only take one ring between 6:00 p.m. and 7:00 p.m.. That still gives seven other rings to be used by the "early birds". I am one of the early birds, and I am willing to share the ring space for the welfare of the club. There are typically eight to 15 members sharing all eight of the rings during this time slot. It seems that this would be a workable situation to me to use one of those rings as a money making class.

If this early time slot is of interest to our future students, as well as current members who are starting a new Beginner dog, it can be of benefit to the club financially. I think families with young children, retirees, and people who start work early would be interested in enrolling into an earlier class. We turn away many students each new session who do not enroll if they cannot get into the 7:00 p.m. or 8:00 p.m. time slot.

I am asking the FVDTC Board to consider approving the 6:00 p.m. Beginner class on a trial basis during Session #4 (August 29-October 25), Session #5 (November 1-December 20).

During the following discussion, Carolyn and Sue reminded the others that several years ago an attempt had also been made to have a 6:00 p.m. Beginner's class. That attempt was met with resistance by the club members using the building between 6:00 p.m. and 7:00 p.m. It was suggested that since this idea will be introduced on a **trial basis** to see how it works for the club members and the students signing up for classes, club members will embrace the suggestion. Additionally, it was also stated that the whole idea is moot if we cannot get the volunteers needed to instruct the class. Joan stated that she will attempt to find a volunteer.

This additional class would NOT replace the 9:00 p.m. Beginner's class. The 9:00 p.m. class would still be offered and Ed stated that he would still like to instruct the class.

Sue MacPherson (Membership Chairperson) stated that once the roster has been finalized, she will send electronic copies to Dave, Terri and Donna.

Will Short (Obedience Trial Chairperson) reported that the Obedience Trial date is set for November 11, 2012. The judging panel has been approved by AKC, and we are on the AKC events calendar. There is a contract for the date with the fairgrounds. All committee chairpersons are in place except for the kitchen.

Dave Lewis (Director at Large) stated that David Thornell has published his first Waggin' Tales. Dave said that he will review the process with David, during a "post-mortem" discussion. Dave also addressed the possibility of using an application called Dropbox (similar to Sharepoint) to provide a way of the Board members and committee chairs to electronically share club files. It was agreed that this would be beta-tested by the Board members to determine the ease of use, etc. It was recommended that the information needed by the Statistician for awards would be a good starting point.

### **Old Business**

- **New Workpoints Policy** - Will Short stated that he did not agree with the new policy that the correction clinic judges could either use the event to earn work credits OR accept the cash payment, but not both. He asked the Board to reconsider the policy. After a brief discussion, it was agreed that the policy would stand as published (credits OR cash, not both).
- **Book Sale** – Carolyn announced that Peggy Sue Seehafer and Francene Andresen had success in selling some of the library inventory. Carolyn stated that the St. Charles Public Library hosts their annual book sale in April. It was agreed when suggested that we continue selling the library inventory until that time and then donate anything left to the St. Charles Public Library. Pat Senne stated that her husband, John, would be willing to set-up the books for sale and accept the money for any sales. Additionally, it was agreed that club members can also use the honor system to purchase items.
- **Vendors at Training** - Several individuals have asked to be allowed to set-up a display of wares (services and products). However, it was stated that by allowing this, it would appear as if the club was endorsing the services or products. Joan Mazat made a motion that the club creates a new policy stating that vendors are not allowed to peddle their wares at training. Donna Bihner seconded the motion. The motion passed with one opposed and no abstentions.

### **New Business**

- **New Member Communication Improvements** – Donna Bihner presented a letter to Sue MacPherson that would be sent to new members as a way of briefly explaining some of the club's functions, etc. Sue stated that the letter would be used immediately.
- **Future Board Meeting Dates** - In response to Carolyn's question about scheduling the future Board meeting, it was agreed that the third Tuesday of the 'board meeting month' would work for most Board members. She will contact the Extension Center to determine whether the room is available on those nights.

A motion was made, seconded and approved to adjourn the meeting at 10:15 p.m.

## February MEMBERSHIP REPORT

## Waggin' Tales

2012

Dave Lopez  
12N475 Jackson Dr  
Elgin, IL 60124  
630-715-0145  
Golden Retriever mix  
Completed Beginner class  
e-mail: [mrdavelopez@yahoo.com](mailto:mrdavelopez@yahoo.com)


Kurt & Jeanette Krempetz  
1143 Driftwood Lane  
Bartlett, IL 60103  
630-830-4009  
Labrador Retrievers  
Guest Trained 5 times  
e-mail: [jkrempetz@comcast.net](mailto:jkrempetz@comcast.net)

Marilyn Blenz  
251 N. Oak St  
Hinckley, IL 60520  
815-286-3117  
Rottweiler  
Guest Trained 5 times  
e-mail: [znelb@aol.com](mailto:znelb@aol.com)

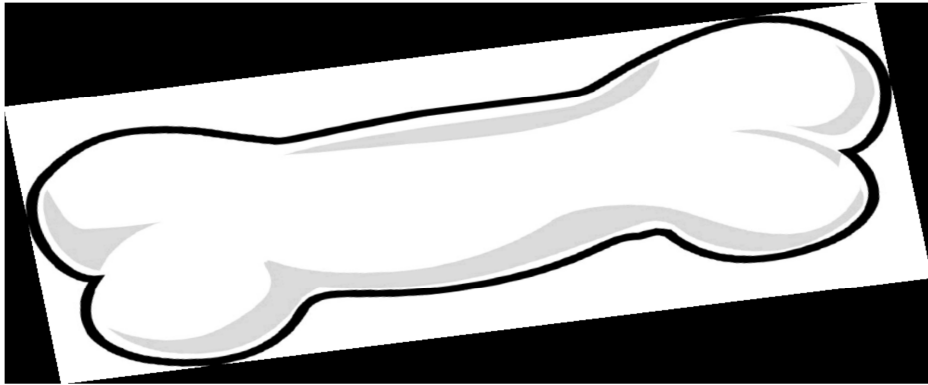
### **Throw Them a Bone!**

We all have those days. You know them. You're focusing on too many things at once, and suddenly you barely know your own name. Or, that dog you've been working so hard to train goes off and does something totally unpredictable. If you're lucky, you've only borne witness to these things and now is your chance to shine the spotlight on the poor hapless soul that suffered utter humiliation in front of a crowd. How?

Nominate them for a boner award! Boners are awarded at the Annual Dinner, K9 Casino Royale! You can find Boner Nomination forms here, in Waggin' Tales, or at the main table on training nights, where you can also drop them off. Or, email [Dinner@FVDTC.org](mailto:Dinner@FVDTC.org). So go ahead and throw them a bone!



# FVDTC BONER NOMINEE



Do you know something silly or embarrassing that would make one of your friends eligible to win a boner award?

If so, send your nomination via email to [dinner@fvdtc.org](mailto:dinner@fvdtc.org) or snail mail to:

Cheryl Hettinger, 46W615 Locust Street, Elburn, IL 60119

Nominee: \_\_\_\_\_

Reason:

---

---

---

---

---

---

---

---



### Roll the Dice!

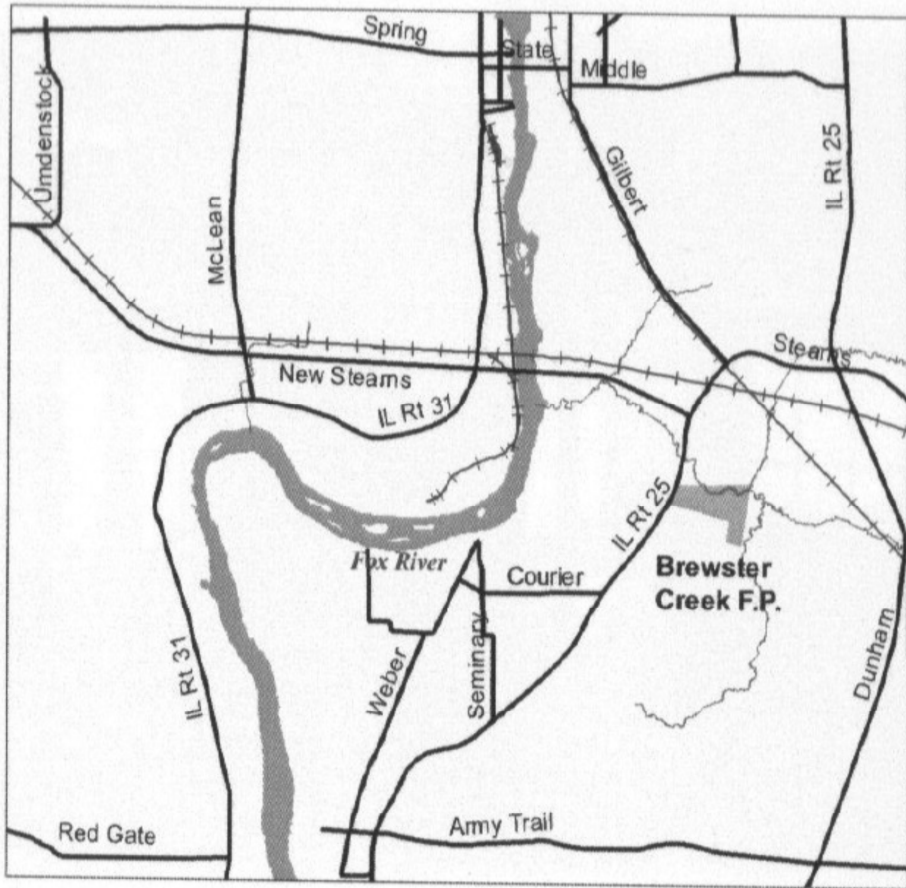
Fox Valley Dog Training Club's K9 Casino Royale could just be your lucky night! With laughter, raffle excitement and awards celebrations, everyone is sure to have a good time.

Reserve your spot at a winning table!

May 12<sup>th</sup>

Brewster Creek Lodge  
6N921 Route 25, St. Charles

6:30 Cocktail - 7:00 Dinner  
Brewster Creek Lodge  
6N921 Route 25. St. Charles



**Deadline to RSVP: May 3rd**

Barb Runkle, 381 Turner Rd, Aurora IL 60505

# of guests attending: \_\_\_\_\_ \$15 per guest

Total: \$ \_\_\_\_\_

check payable to FVDTC

Name: \_\_\_\_\_

(as it should appear on name tag)

Name: \_\_\_\_\_

(as it should appear on name tag)

Name: \_\_\_\_\_

(as it should appear on name tag)

for additional names use an extra sheet of paper.



## Dinner Directions:

Brewster Creek Lodge

When you go to the K9 Casino Royale Dinner use these coordinates to find the Lodge. If you type in the address it comes up wrong.

N41degrees 59.234'

W088 degrees 16.887'

The lodge is South of Stearns Rd after the RR tracks

East side of Rt 25

before RR tracks

north of Hickory Lane

north of Courier

north of Robert Rd

north Seminary Rd

north of May Ln

north of Army Trial Rd

## **In Loving Memory...**

You may not have known Rick Runkle well, but you surely were touched through the help he offered our Club. Rick started off merely "swapping dogs" for his wife, Barb, between classes. Before too long, he found himself stewarding at Correction Clinics, and even for the IKC show at McCormick Place and for our own club too. He was a huge help to the dinner committee offering his strong back to helping us setup and tear down. He also brought a really unique skill...his woodworking. You may have won a paw shaped clock, or maybe a keychain, or noted the beautiful wooden bead-holder at Mardi Paws. Those were all handcrafted to benefit the club by Rick himself to support the Tracking Tests and the Annual Dinner. We will miss his enthusiasm, willingness to help and creativity dearly. To honor Rick's memory, a memorial tree will be planted at the Fairgrounds this spring. Please watch Waggin' Tales for further information regarding the date and time of the planting.

**February**

**Waggin' Tales**

**2012**



**Attention: Kids of FVDTC**



Starting on Thursday March 22nd, FVDTC will once again be hosting classes for Kane County's 4Hers as they prepare for their annual dog show. Their show is actually part of the Kane County Fair and is hosted by FVDTC a few weeks before the Fair. 4H classes run from 6:00 pm until 7:00 pm on regular training nights.

Remember that these are the dog owners of the future so please help to make them feel welcome at FVDTC.

If you would like to help with instruction of the 4H classes, please email Terri Byerly at [terribyerly@aol.com](mailto:terribyerly@aol.com).



**Treats For Your Furry Friend  
(a really good recipe for training treats)**

Cheese Balls – 350 degrees approx. 13 minutes

1 stick of butter or margarine (softened), 2 C shredded cheddar cheese (room temp), 1 & ½ C wheat flour

Combine all ingredients and squash it around with your hands to make dough. Form logs (approx. 6) out of the dough, approx. 8 inches long and maybe the diameter of your thumb or so. Put into the fridge for at least half hour to firm up. Once firm, cut the strips into bite sized (small) bits and roll into balls. Bake on ungreased baking sheet at 350 degrees for approx. 13 minutes (depending on size of the balls). Cool on wire racks.

## Friendly Reminder...

Friends,

At FVDTC training on Thursday January 26th, both marked handicapped parking spaces were occupied by vehicles not bearing current handicapped plates or markers. Because of this, someone legitimately needing the space that does indeed have a correct and current handicapped parking placard was unable to use a spot.

Recently the fairgrounds have been leaving the signs in place as was requested by FVDTC. In the past we've even had people turn the signs so they cant be read!

I'm somewhat at my wits end on this problem! I can't keep monitoring this on my own. Police yourselves and police each other. My next step is to start reminding folks via notes on windshields, step after that is to keep track of the vehicles consistently violating this rule and printing the info in Waggin Tails. Step after that would be for us to call for a tow. Something I really don't want to do. Instructors, please remind your students!

Thank you for your cooperation,  
Terri Byerly  
President, FVDTC



*Like Fox Valley Dog  
Training Club on Facebook,  
and you will never miss out  
on all the important  
information posted.*

FOX VALLEY DOG TRAINING CLUB will be hosting  
**WELLNESS CLINICS**  
 at the Kane County Fairgrounds  
 on THURSDAY...

March 08, 2012 Services provided by Amber Leaf Animal Hospital		and	March 22, 2012 Services provided by Sutton Road Animal Clinic	
Bordetella	\$18.00		Bordetella	\$18.00
DHLPP	\$25.00		DHLPPC	\$25.00
DHPP	\$20.00		DHPPC	\$20.00
Fecal Check	\$17.50		Fecal Check	\$17.50
Heartworm Test (antigen test)	\$19.50		Heartworm Test (antigen test)	\$19.50
Lymes Vaccination	\$28.00		Lymes Vaccination	\$28.00
Rabies - one year without tag*	\$15.00		Rabies - one year without tag*	\$15.00
Rabies - three year without tag*	\$25.00		Rabies - three year without tag*	\$25.00
HomeAgain Microchip with registration	\$45.00			
Canine Vaccine Titer	\$86.00			
Lepto	\$18.00			
Corona	\$17.00			

Flyers for both clinics with contact information will be available at Training.

For any further questions contact Sue McPherson,  
[suemac325@yahoo.com](mailto:suemac325@yahoo.com)

# The Puppy Mill Project...

Information from Peggy Sue Seehafer

I attended a meeting that had two lovely ladies tell us about the group The Puppy Mill Project. ([www.thepupppymillproject.org](http://www.thepupppymillproject.org))

This group was started in 2009 and is a 501c3 organization. (Meaning donations are tax deductible!)

There are a group of volunteers that work in the Naperville area. If you would like to learn how you can make a difference in putting an end to puppy mills, these people are making some real progress and would be glad to hear from you.

\*Most of us know the real concerns of pet stores selling animals but did you know that there are 10,000 puppy mills in the US?

\*Did you know that 70% of the public do not know about puppy mills?

\*Did you know the USDA loosely regulates mills (remember dogs in mills are considered livestock)?

\*Did you know that the space required for a dog in a wire crate of a puppy mill is 6" in front and 6" on the sides of the animal?

These are only a few of the reasons why we need to help this deplorable situation.

**We can make a difference by contacting this group and check out a way we can help. Whether it is working to make legislative change, protesting at store fronts or many other ways that can create change. We could form a group out this way that could speak at various groups and provide the much needed education. Children programs would be wonderful to provide for school groups with knowledge.**

**contact info at [www.thepupppymillproject.org](http://www.thepupppymillproject.org) ;**

*Thank you for caring,  
Peggy Sue Seehafer*

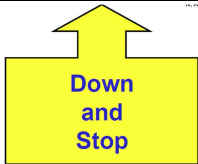
## Rally Workshop Thank You

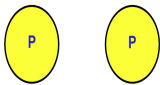
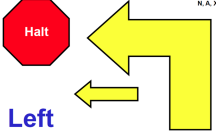
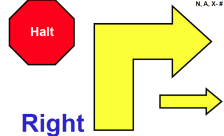

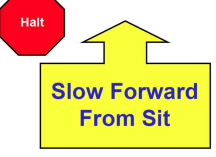
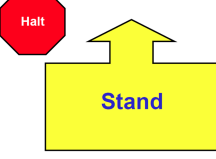
A huge thank you to Loretta Lazarra, Nancy Pederson, and Rick Cox for leading the workshop on the changes coming to Rally in April. We had much fun reviewing the new signs and the scoring changes. As a result of the demonstration many of us realized that we had a bit more work to do before we show in April and went directly to the Rally ring to sign up for practice. Thanks to the Rally class instructors (Will, Joyce and Barb) for adding the new signs in and helping folks learn how to do them correctly.

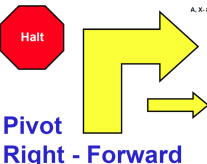
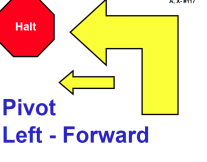




The handouts distributed in class are included in this Waggin Tales and if you have any questions feel free to stop by the Rally ring. Best of luck in April!

*Donna Bihner*


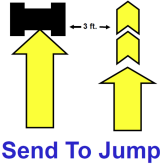
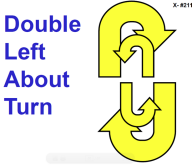
### New Rally Signs as of April 1<sup>st</sup>, 2012

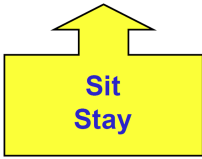

<i>Level</i>		<i>Change Summary</i>
<i>Novice</i>		<i>No change to signs 1 to 31, except 27 which was replaced. New novice signs are 32-36.</i>
<i>Advanced</i>		<i>Signs 32-45 are renumbered. New advanced signs are 115-118.</i>
<i>Excellent</i>		<i>Signes 46-49 are renumbered. New excellent signs are 206-299. Sign 50 (honor) has been deleted.</i>
<i>Sign #</i>	<i>New Sign</i>	<i>Explanation</i>
<i>N, A, X - #27</i>		<i>Replacement Sign: While moving with the dog in heel position, the handler commands and/or signals the dog to down as the handler comes to a stop next to the dog. Once the dog is completely down, the handler moves forward, commanding the dog to move forward from down position. (Stationary exercise)</i>

<p>N, A, X - #32</p>	 <p>Figure 8 No Distractions</p>	<p>Two pylons or posts spaced approximately 6-8 feet apart. The team enters the sequence with the posts on either left or right and will perform a complete figure 8 around the posts or pylons, crossing the center point three times.</p>
<p>N, A, X - #33</p>	 <p>Left Turn - Forward</p>	<p>Handler halts, dog sits. With the dog sitting the handler commands and/or signals the dog to heel, as the handler turns to the left and continues to move forward in the new direction without hesitation. The dog must turn with handler as the handler turns. (Stationary exercise)</p>
<p>N, A, X - #34</p>	 <p>Right Turn - Forward</p>	<p>Handler halts, dog sits. With the dog sitting the handler commands and/or signals the dog to heel, as the handler turns to the right and continues to move forward in the new direction without hesitation. The dog must turn with the handler as the handler turns. (Stationary exercise)</p>
<p>N, A, X - #35</p>	 <p>Call Front Return to Heel</p>	<p>While heeling the handler stops forward motion and calls the dog to the front position. The handler may take several steps backward as the dog turns and moves to sit in the front position. Dog sits in front and faces the handler. The handler will then walk around behind the dog and return to the heel position and pause. Dog must remain sitting as handler walks around dog. (This is a 180° change of direction, about turn.) (Stationary exercise)</p>
<p>N, A, X - #36</p>	 <p>Slow Forward From Sit</p>	<p>The handler halts, and the dog sits in heel position. The handler then commands and/or signals the dog to heel and moves forward at a slow pace. The dog must maintain heel position as handler slowly moves forward. This must be followed by a normal pace, unless it is the last station on the course. (Stationary exercise)</p>
<p>A, X - #115</p>	 <p>Stand</p>	<p>Handler halts and dog sits. With the dog sitting in heel position, the handler will stand the dog. Handler may touch the dog, move forward to stand the dog and may pose the dog as in the show ring. Handler then resumes heel position while the dog stands in place. Handler pauses before moving forward. (Stationary exercise)</p>

<p>A, X - #116</p>		<p><i>The handler halts and the dog sits in heel position. The handler commands and/or signals the dog to heel, then pivots to the right and dog and handler move forward. (Stationary exercise)</i></p>
<p>A, X - #117</p>		<p><i>The handler halts and the dog sits in heel position. The handler commands and/or signals the dog to heel, then pivots to the left and dog and handler move forward. (Stationary exercise)</i></p>
<p>A, X - #118</p>		<p><i>The handler halts, and the dog sits in heel position. While the dog remains sitting the handler takes two steps forward and pauses. The handler moves forward and commands the dog to resume heel position. The dog must move briskly. (Stationary exercise)</i></p>
<p>X - #206</p>		<p><i>While moving forward, without pause or hesitation, the handler will command and/or signal the dog to down and stay as the handler continues forward about 6 feet to the Call to Heel marker. The handler will turn and face the dog, pause and then command and/or signal the dog to heel. This is a 180° change of direction, about turn. (This sign will be followed within 6 feet by the Call to Heel marker.) Dog must return to heel position and sit, the handler must pause before moving forward. (Stationary exercise)</i></p>
<p>X - #207</p>		<p><i>While moving forward, without pause or hesitation, the handler will command and/or signal the dog to stand and stay as the handler continues forward about 6 feet to the Call to Heel marker. The handler will turn and face the dog, pause and then command and/or signal the dog to heel. This is a 180° change of direction, about turn. (This sign will be followed within 6 feet by the Call to Heel marker.) Dog must return to heel position and sit, the handler must pause before moving forward. (Stationary exercise)</i></p>
<p>X - #208</p>		<p><i>While heeling, the handler will stop and command and/or signal the dog to stand. The dog must stand and stay without sitting first. Then the handler will walk forward approximately 6 feet to the Call to Heel marker. The handler will turn to face the dog and command and/or signal the dog to sit. When the dog sits, the handler will command and/or signal the dog to front. The dog sits in the front position facing the handler. On command and/or signal, the dog will</i></p>



		<p>move to heel position. Dog must sit in heel position before moving forward with the handler. (Stationary Exercise) (This exercise reverses the direction of the team.)</p>
<p>X - #209</p>		<p>While heeling, the handler will stop and stand the dog using a command and/or signal, then walk forward approximately 6 feet. The dog must stand and stay without sitting first. The handler will turn to face the dog and command and/or signal the dog to down. When the dog downs, the handler will command and/or signal the dog to front. The dog must sit in the front position facing the handler. On command and/or signal, the dog will move to heel position. The dog must sit in heel position before moving forward with the handler. (Stationary)</p>
<p>X - #210</p>		<p>At the sign for this station, (placed at least 10 feet before the jump) the handler will command and/or signal the dog to leave heel position to execute the jump. The dog must leave the handler immediately and execute the jump. The handler must maintain a straight path of at least a 3 foot distance away from the jump and may not pass the jump until the dog has returned to heel position. The dog must jump the jump in the proper direction and return to heel position without pause. The handler may pause as needed, but not pass the jump, until the dog has returned to heel position.</p>
<p>X - #211</p>		<p>While moving with the dog in heel position, the handler makes an about turn to the left while at the same time, the dog must move around the handler to the right and into heel position. The handler must take one or two steps forward before performing the exercise a second time. The handler will end up turning 360° to the left as the dog turns 360° to the right around the handler. The dog does not sit at any time during this exercise.</p>


<p>X - #298</p>		<p><i>This sign will be used as a marker for the sit stay exercise. The dog must remain in the sit position while the handler retrieves the leash and returns to heel position and the judge says “exercise finished.” The judge will designate the area or person in charge of the leash prior to the excellent walkthrough. Immediately following the Finish Sign the handler and dog will go to the Sit Stay sign. The handler will sit the dog, and command and/or signal the dog to sit stay. The handler will then walk forward at least fifteen (15) feet, retrieve the leash from any of the following; gate steward, judge or designated area next to the ring exit, and return to heel position by walking around and behind the dog. The judge will order “Exercise Finished” at which time the judging of the Sit Stay Exercise will be complete. The handler will then attach the leash and exit the ring.</i></p>
<p>X - #299</p>		<p><i>This sign will be used as a marker for associated exercises.</i></p>

**Rally Deductions as of April 1<sup>st</sup> 2012**

<b>Minor Deduction (1-2 points) for each of the following</b>	<b>Old</b>	<b>New</b>
Tight Leash	1	1-2
Dog interfering with handler	1	1-2
Poor sits	1	1-2
Slow to respond	1	1-2
Touching pylon, post or person	1	1-2
Out of position	1	1-2
Ticking jump	1	1-2
<b>Minor to Substantial Deduction (1-10 points) for each of the following:</b>		
Correction (Handler Error)	1-10	1-10
Repeat of a station—only one (1) retry of each station will be allowed for all class levels. Repeat of a station is an automatic 3 point deduction.	3	3
Pylon/post knocked over on Figure Eight, Spiral and Serpentine	3	1-10
Lack of control	3	1-10
Lack of teamwork	1-10	1-10

Lack of briskness	1-10	1-10
Handler error*	1-10	1-10
Loud command or intimidating signal	3	1-10
Excessive barking	3	1-10
Hitting the jump	3	1-10
Patting/clapping in Excellent – per occurrence	--	1-10
<b>Substantial Deduction (6-10 points) for each of the following</b>		
Incorrectly performed station** (Automatic 10 point deduction)	10	10
Failure to complete the Sit Stay Exercise (IP)–No retries allowed	--	10
Failure of dog to go over the jump in the proper direction (IP) – no retries allowed	NQ	10
Luring /pleading with the dog	--	6-10
Lack of natural manner	--	6-10
<b>Non-qualifying (NQ) scores (which may NOT be retried) shall be given for:</b>		
Minimum requirements not met	NQ	NQ
Dog unmanageable	NQ	NQ
Uncontrolled barking	NQ	NQ
Consistently tight lead	NQ	NQ
Dog that eliminates while in the ring for judging	NQ	NQ
Handler error*	NQ	NQ
Station not attempted by handler***	NQ	NQ
* <b>Handler errors:</b> assessed from 1 to 10 points up to non-qualifying. Handler errors can be assessed at any station or during movement between stations on a course. Once a handler has stopped on any halt exercise, the handler cannot move their feet to assist a dog without incurring a handler error.		
** <b>Incorrectly Performed (IP)</b> stations occur when a team attempts a station and fails to perform the principal parts of the station on the first attempt. The handler may choose to retry the station once, for a correct performance, accepting the mandatory 3pt deduction for a retry. The station is considered an IP if the handler chooses not to retry or fails to perform the station correctly on the second attempt. An IP station is an automatic 10 pt deduction.		
*** <b>A station will be considered Not Attempted if:</b>		
• handler completely passes the station without noticing the station		
• handler approaches sign but chooses not to do the exercise		
• handler approaches sign but does not begin the exercise described on the sign		

**Fox Valley Dog Training Club, Inc.**  
 Sue MacPherson, Membership Chair  
 4N971 Chaffield Dr.  
 St. Charles, IL 60175  
 www.fvdtc.org



**March 2012**

- 1 Thursday Regular Training
- 8 Thursday Regular Training  
Health Clinic  
End Beginner Session  
End Puppy Session
- 15 Thursday Correction Clinic
- 21 Wednesday Membership Meeting
- 22 Thursday Regular Training  
4H Classes Start  
Start Beginner Session  
Start Puppy Session
- 29 Thursday Regular Training  
Health Clinic
- 30 Friday Agility Trial Set Up
- 31 Saturday Agility Trial

**April 2012**

- 1 Sunday Agility Trial
- 5 Thursday Regular Training
- 12 Thursday Regular Training
- 19 Thursday Correction Clinic
- 26 Thursday Regular Training  
End Puppy Session

**INSIDE WAGGIN' TALES**

Agility Trial ..... 1  
 Board Meeting Minutes ..... 2-4  
 Membership Report..... 5  
 Boner Nomination Form ..... 6  
 Annual Dinner ..... 7-8  
 Dinner Directions ..... 9  
 In Loving Memory ..... 9  
 4H Information .....10  
 Handicap Parking.....11  
 Health Clinic .....12  
 Puppy Mill Project .....13  
 Rally Workshop .....14-19